

1F




Water Pump Related Parts Inspection

Refer to [Water Pump Disassembly and Reassembly](#).

Mechanical Seal

Visually inspect the mechanical seal (1) for damage, with particular attention given to the sealing face.


Replace the mechanical seal (1) that shows indications of leakage.



Oil Seal

Visually inspect the oil seal (1) for damage, with particular attention given to the lip.

Replace the oil seal (1) that shows indications of leakage.




Bearing

Inspect the play of the outer bearings (1) and inner bearing by hand while it is in the water pump case.

Rotate the inner race by hand to inspect for abnormal noise and smooth rotation.

Replace the bearings (1) if necessary.



Impeller

Visually inspect the impeller (1) and its shaft (2) for damage.
Replace the impeller if necessary.

